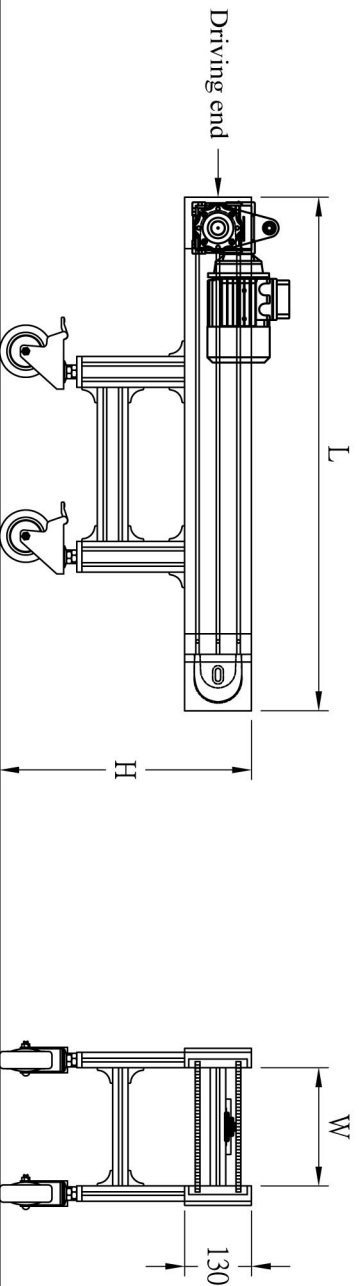


MHE-200

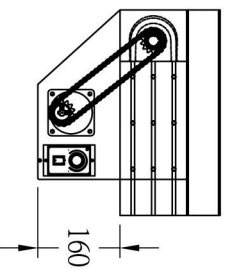
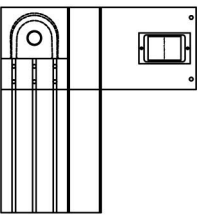
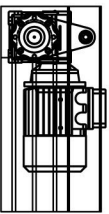


Motor types:

a. 3-phase motor
(on a lateral)

b. single-phase motor
(on the top)

c. single-phase
(at the bottom)



Foot types:

1. Brake wheel

2. Round plate foot

3. Anti-skid foot



Quantity of conveyor(s)/conveyor(s) = _____ machine(s)

Length(L) = _____ mm

Height(H) = _____ mm

Width of mesh belt(W) = 128 / 179 / 230 / 280 / 330 / 380 /

430 / 481 / 532 / 582 mm

Motor types = a. / b. / c. ps. For item b, please specify the height products will pass = _____ mm

Power = 3-phase motor = 1/4hp / 1/2hp / 1hp ; single-phase motor = 60W / 90W

Voltage = _____ V ; frequency = 50Hz / 60Hz

Speed = _____ m/min ; speed adjustability = yes / no

Location = right / left, ps. facing the driving end of the conveyor;

item b is the location of the speed adjuster
Foot types = 1. / 2. / 3.



SHANG JYI-SHYANG ENTERPRISE CO., LTD.

No.650, Sec. 1, Kaixuan Rd., Guiren Dist., Tainan City 711, Taiwan

Tel:+886-3308628 Fax:+886-3308178

http://www.sjs.com.tw E-mail:sjs.jeffery@msa.hinet.net